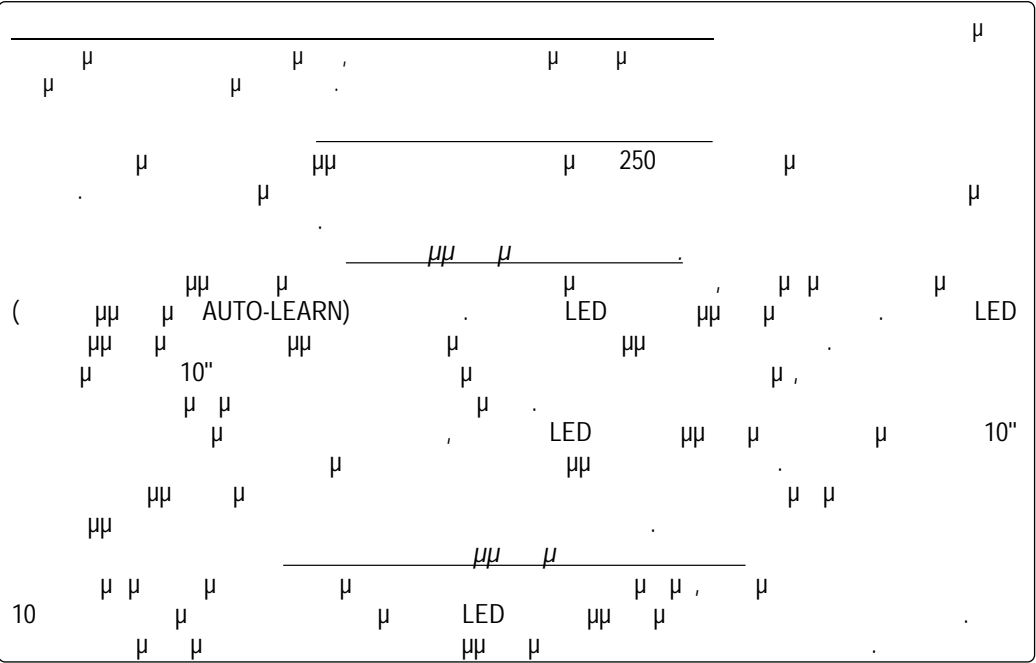


**MODEL S-2055**

**MODEL S-2055** Control board for rolling shutters with built in limit switches and no needed photo cells



**AUTOMATIC MOTOR LIMIT SWITCH RECOGNITION**

S2055 automatically recognizes the limit switches of the motor so that when the rolling shutters reaches it's limit the operation time resets and the motor is waiting for the next command.

**REMOTE CONTROL PROGRAMMING**

S2055 can store up to 250 differently coded or channeled remote controls. The remote controls can differ as long as the frequency is the same as the one of the receiver.

**Remote control programming**

To store a remote control on the S2055 memory we press AUTO-LEARN button once. The programming LED turns on. While the programming LED is on the control board can store remote controls.

If within 10" seconds we press the remote control it is stored in memory and the motor starts.

If we do not press any remote controls, after 10" seconds the control board cannot store remote controls any more.

If we exceed the maximum stored remote controls then the board stores the new remote control erasing the older one by order.

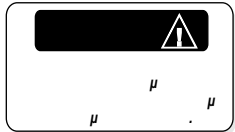
**Remote control deletion**

We can erase all the remote controls stored in memory simply by constantly pressing the AUTO-LEARN button for more than 10". The programming LED starts blinking. We then release the button and all remote controls have been erased.

**TECHNICAL SPECIFICATIONS**

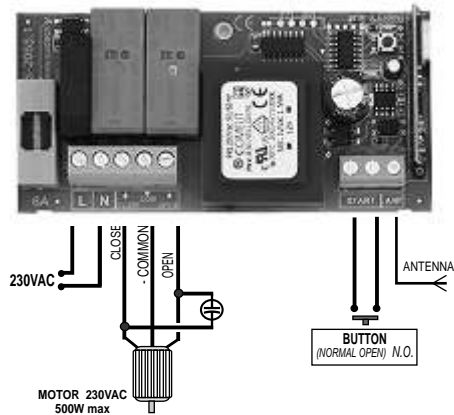
Power Supply	230 Vac 50-60Hz 1.2W
Courtesy Light Output	230 Vac 500W max
Motor Outputs	230 Vac 500W max
Operation Temperature	-10 ÷ 50 °C
Operation Frequency	433.92 Mhz
Codes / max memory	12, 24 bit - Rolling / 250
PCB Size	85 X 54 X 29 mm
Enclosure Size	100 70 31 mm

Power Supply	230 Vac 50-60Hz 1.2W
Courtesy Light Output	230 Vac 500W max
Motor Outputs	230 Vac 500W max
Operation Temperature	-10 ÷ 50 °C
Operation Frequency	433.92 Mhz
Codes / max memory	12, 24 bit - Rolling / 250
PCB Size	85 X 54 X 29 mm
Enclosure Size	100 70 31 mm



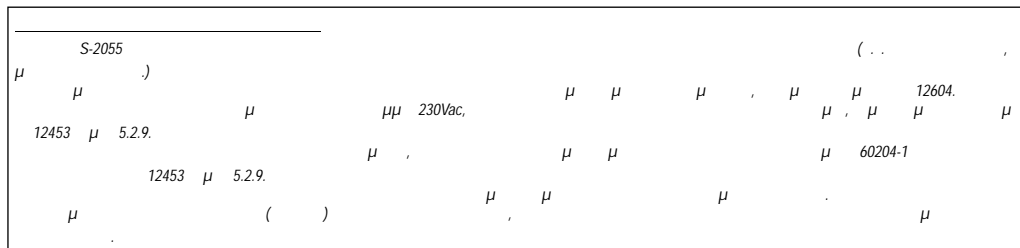
**ATTENTION** ⚡

Electric Shock Danger  
Do not tamper the board  
with power supply on.  
Authorised personnel only

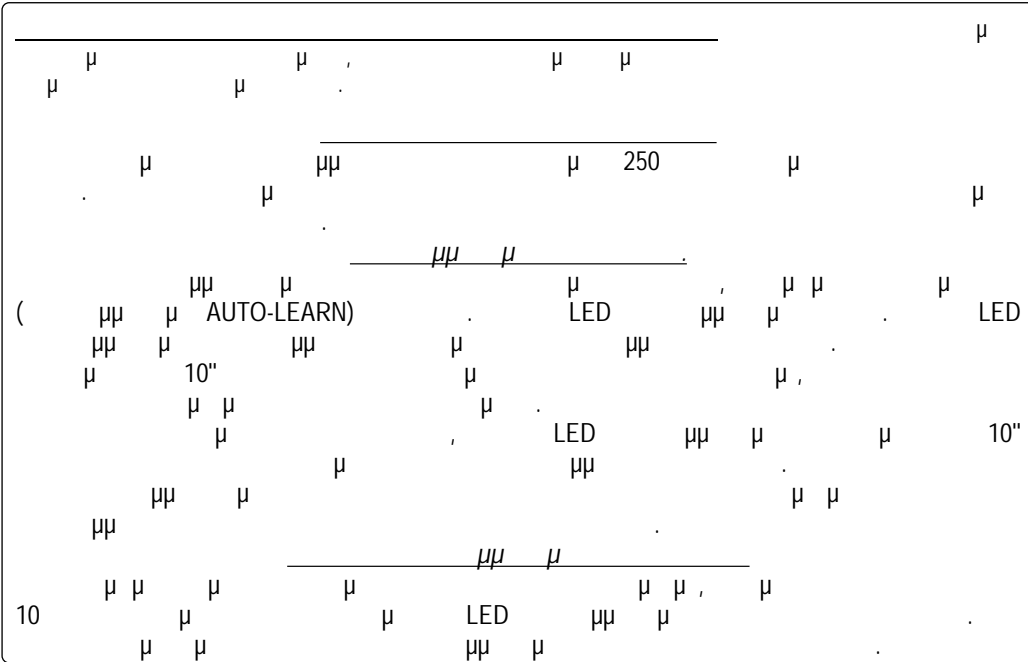


**ATTENTION FOR INSTALATION PERSONNEL**


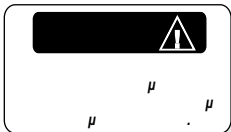
S-2055 control board is suitable for installations where no photocells are required from safety specifications (such as rolling shutters for windows). Before shutter automation, it is necessary to check the product is in good condition and that it complies with EN 12604 and the Machines Directive. S-2055 is not equipped with a 230 V a/c electric line sectioning device. The installer is responsible for installing a sectioning device in the system in compliance with section 5.2.9 of standard EN 12453. The wiring of electrical parts must be according to 60204-1 and amendment 5.2.9 of 12453. Power supply wiring must be firmly fastened with cable ties / wiring fasteners. If present, the keypad for manual control must be mounted in such a way that the user is not placed in a dangerous situation, in compliance with point 5.2.8 of EN 12453.



**MODEL S-2055**



	230 Vac 50-60Hz 1.2W
	230 Vac 500W max
	230 Vac 500W max
μ	-10 ÷ 50 °C
	433.92 Mhz
/ max μ μ	12, 24 bit - Rolling / 250
PCB	85 X 54 X 29 mm
	100 70 31 mm



**MODEL S-2055** Control board for rolling shutters with built in limit switches and no needed photo cells

**AUTOMATIC MOTOR LIMIT SWITCH RECOGNITION**

S2055 automatically recognizes the limit switches of the motor so that when the rolling shutters reaches it's limit the operation time resets and the motor is waiting for the next command.

**REMOTE CONTROL PROGRAMMING**

S2055 can store up to 250 differently coded or channeled remote controls. The remote controls can differ as long as the frequency is the same as the one of the receiver.

**Remote control programming**

To store a remote control on the S2055 memory we press AUTO-LEARN button once. The programming LED turns on. While the programming LED is on the control board can store remote controls.

If within 10" seconds we press the remote control it is stored in memory and the motor starts.

If we do not press any remote controls, after 10" seconds the control board cannot store remote controls any more.

If we exceed the maximum stored remote controls then the board stores the new remote control erasing the older one by order.

**Remote control deletion**

We can erase all the remote controls stored in memory simply by constantly pressing the AUTO-LEARN button for more than 10". The programming LED starts blinking. We then release the button and all remote controls have been erased.

**TECHNICAL SPECIFICATIONS**

Power Supply	230 Vac 50-60Hz 1.2W
Courtesy Light Output	230 Vac 500W max
Motor Outputs	230 Vac 500W max
Operation Temperature	-10 ÷ 50 °C
Operation Frequency	433.92 Mhz
Codes / max memory	12, 24 bit - Rolling / 250
PCB Size	85 X 54 X 29 mm
Enclosure Size	100 70 31 mm

**ATTENTION**

**Electric Shock Danger**  
Do not tamper the board with power supply on.  
Authorised personnel only

**ATTENTION FOR INSTALLATION PERSONNEL**

S-2055 control board is suitable for installations where no photocells are required from safety specifications (such as rolling shutters for windows). Before shutter automation, it is necessary to check the product is in good condition and that it complies with EN 12604 and the Machines Directive. S-2055 is not equipped with a 230 V a/c electric line sectioning device. The installer is responsible for installing a sectioning device in the system in compliance with section 5.2.9 of standard EN 12453. The wiring of electrical parts must be according to 60204-1 and amendment 5.2.9 of 12453. Power supply wiring must be firmly fastened with cable ties / wiring fasteners. If present, the keypad for manual control must be mounted in such a way that the user is not placed in a dangerous situation, in compliance with point 5.2.8 of EN 12453.



**Declaration of Conformity**  
(No: 103)

We AutoTech Georgia Kapsali, Gionas 11, Peristeri, 12133, Athens, Greece, declare under our sole responsibility that the product:

Name: Control board for Domestic Rolling Shutters

Model: S-2055

to which this declaration relates it is in conformity with the essential requirements of:

- 2014/53/EU – Radio Equipment Directive (RED)
- 2011/65/EU – RoHS Directive
- 2012/19/EU – WEEE Directive

For the evaluation of the compliance with these Directives and Regulations, the following standards were applied:

SAFETY (article 3.1.a of RED)	EN 60335-1:2012+A11:2014+A13:2017
HEALTH (article 3.1.a of RED)	EN 62479:2010
EMC (article 3.1.b of RED)	ETSI EN 303 446-1 V1.1.0 (2017-03)
SPECTRUM (article 3.2 of RED)	ETSI EN 300 220-1 V3.1.1 (2017-02) ETSI EN 300 220-2 V3.1.1 (2017-02)
RoHS	EN 50581:2012
WEEE	EN 50419:2006

NOTE: It is important that the product is subjected to a correct installation, use and maintenance, conforming to intended purpose, applicable regulations and standards, to supplier's instructions and user's manual.

Signed for and on behalf of: AutoTech Georgia Kapsali  
Place and date of issue: 28/10/2017

Name, function: Antonios Apergis

Signature:

